

FloPro

Series 3



4 STANDARD
Control
Outputs

Measure water quantity
and quality
Your total monitoring
solution

7 STANDARD
Sensor
Inputs

www.ctplaton.com

mace
The Force in Flow

How does it benefit me?

Measures flow practically anywhere

- Same insertion sensor will measure in full pipes 100mm to 2.54 meters diameter
- Same strap mount sensor will measure in partially full pipes 150mm to 2.54 meters diameter
- Open channel flow
 - regular cross-sections
 - irregular cross-sections
- Optional sensors for hazardous locations

Flexible monitoring and control

- Use multiple 3rd party water quality sensors
 - pH
 - Conductivity
 - Dissolved oxygen
- Up to 3 optional I/O card slots
- Multi-channel data logging (2Mb RAM)
- Use multiple 3rd party water quantity sensors
 - Downward looking ultrasonic depth sensor
 - Insert electromagnetic
 - Paddle wheels
 - Transit time

High accuracy with NO moving parts

- Works great in dirty water
- Works great in turbulent streams
- Reliable under difficult hydraulic conditions
- No more blocked pipes

Low cost of ownership

- Economical to purchase and install
- Single unit with up to three sensors
- No moving parts – virtually maintenance-free
- No pipe blockages – less field maintenance

Total stream profile measurement

- True average stream velocity
- No point velocity measurements
- Less straight run requirement

Versatile straight run requirements

- Only 8 total diameters of straight run
- AgriFlo can “look” upstream or downstream
- Different sensor styles – versatile mounting options

Telemetry ready

- ModBUS
- SDI-12
- GSM/GPRS modem
- Spread spectrum radio


Where can I use it?

Lateral Diversion with Multiple Pipes




Velocity

- Measured using continuous wave Doppler ultrasound
- Sound wave measures the speed of dirt, bubbles and other particles across the whole stream profile to calculate a true average velocity.




Integral Depth

- Integral hydrostatic ceramic depth sensor measures the “weight” of the water above it and converts it to a depth.
- Mounting versatility is the key. This style of depth sensor can be mounted on the channel bottom or on the side, away from sand & silt.



FloCom+ Software

- Free to user
- Easy to use
- Configure, download, diagnostics




How does it work?




Sensors

- 2” BSP insertion sensor
- Strap mount velocity only or combined velocity/depth sensor
- Optional Intrinsically Safe sensors




Electronics module

- Real-time digital display of data channels
- Integral data logger
- Solar or mains power versions



FloCalc Software

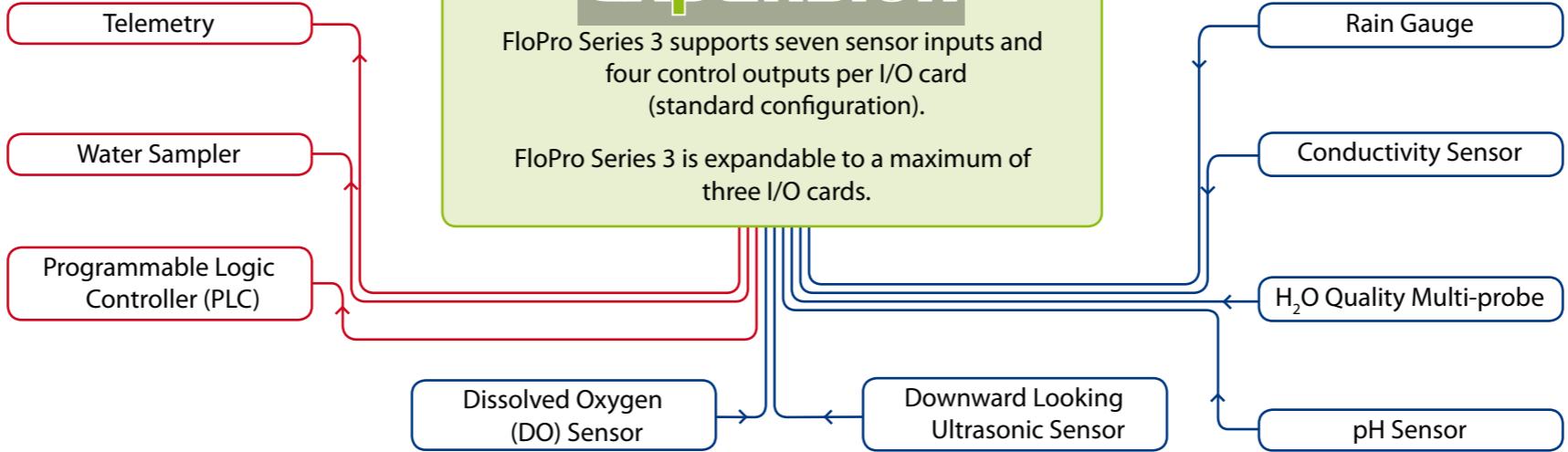
- Free utility for drawing complex channel shapes
- Powerful CAD-style interface
- Handy user conversion tools



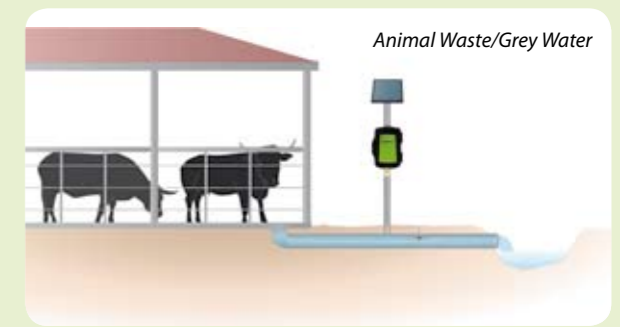
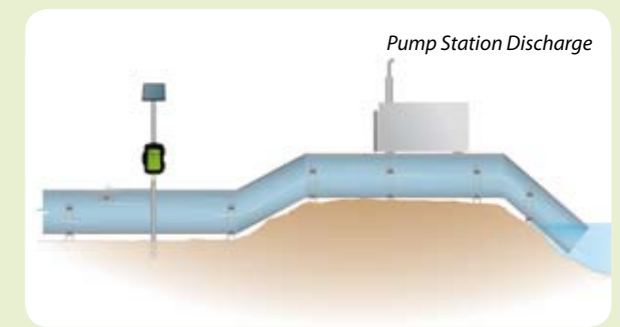
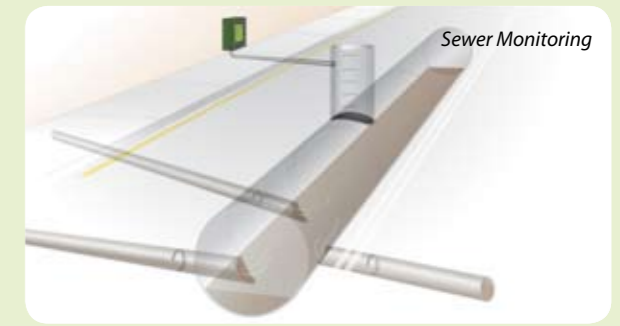
Expansion

FloPro Series 3 supports seven sensor inputs and four control outputs per I/O card (standard configuration).

FloPro Series 3 is expandable to a maximum of three I/O cards.



Where can I use it?



FloPro Series 3 Specifications

General	
Weight	5kg
Dimensions	360mm (H) x 260mm (W) x 160mm (D)
Enclosure rating	IP66
Enclosure material	UV stabilized polycarbonate
Operating temperature (with internal battery installed)	-15 to +50 degrees Celsius
Operating temperature (with internal battery removed and external power used)	-20 to +65 degrees Celsius
Flow display	16 character x 2 line alphanumeric LCD with backlight Flashing flow indicator
Program memory	2 Mb flash
Power	Internal 12Volt 7.2Ah battery with external solar panel or mains charger
Units of measure	User definable (metric/US)
Application software	FloCom ⁺ PC software for system configuration, data downloading and velocity profile testing. Minimum system requirements – Windows XP
Factory backup	FloPro Series 3 is backed by a 24 month parts and labour guarantee

Sensor Input Card	
Doppler velocity	One standard Doppler velocity card included Optionally, up to two additional MACE velocity only or combined MACE velocity/depth sensors (velocity card required for each)

Telemetry Options	
Telemetry options	Optional MACE FloSi card supports MODBUS, SDI-12, RS232, RS485. Optional MACE data modem card Optional MACE spread spectrum radio card

NOTE TO END USERS:

THESE SPECIFICATIONS ARE SUBJECT TO CHANGE AT ANY TIME WITHOUT NOTICE. MACE TAKES NO RESPONSIBILITY FOR THE USE OF THESE FIGURES. PLEASE CONSULT MACE FOR THE LATEST SPECIFICATIONS BEFORE USING THEM IN TENDER SUBMISSIONS OR THIRD PARTY QUOTES ETC. MACE RESERVES THE RIGHT TO CHANGE SPECIFICATIONS WITHOUT PRIOR WARNING. ALL QUOTED FIGURES ARE BASED ON TEST CONDITIONS AND ARE SUBJECT TO VARIATION DUE TO SITE CONDITIONS.

Depth Measurement:	
Method:	Ceramic pressure transducer with large flat sensing diaphragm which allows straight, undeflected flow over the sensing area to reduce drawdown effects at high stream velocities and provides for self cleaning with an impervious Alumina ceramic surface.
Full scale range:	4 meters above the transducer face
Accuracy:	0.2% of full scale at constant temperature in a static stream. 1% of full scale over a stream 5 to 55 degrees Celsius
Resolution:	1mm
Overrange:	60 meters without damage

Velocity Measurement	
Method:	Submerged Ultrasonic Doppler
Range:	±0.025 m/sec to ± 4.0 m/sec (± 8.0 m/sec optional)
Resolution:	1 mm at 1.0 m/sec
Accuracy:	±1% up to 3.0 m/sec,
Sensor cable:	PVC 9mm diameter up to 50 meters long
Approvals:	Optional intrinsically safe (IS) sensor with IS sensor barrier

Insert Transducer (Velocity only)	
Shaft dimensions:	400mm long x 20mm diameter
Head dimensions:	45mm diameter x 25mm high (2" BSP thread)
Pipe intrusion area:	11.25cm ²

Strap Mount Transducer (Velocity only or Combined Velocity/Depth)	
Dimensions:	125mm length x 50mm wide x 16mm high
Pipe intrusion area:	8cm ²

Inputs/Outputs per Card	
<i>One I/O Card Standard. Expandable to maximum of three I/O cards</i>	
Analogue inputs (per card)	2 X 4-20mA inputs, 12 bit resolution, accuracy 0.5% of full scale 2 X Voltage inputs (0-2.5V or 0-30V)
Analogue outputs (per card)	2 X 4-20mA outputs, 12 bit resolution, accuracy 0.5% of full scale
Digital inputs (per card)	2 X Frequency inputs, 16 bit resolution, range 0 – 16383Hz 2 X Counter inputs, range 0 – 10Hz
Digital outputs (per card)	2 X digital/pulse outputs, open collector referenced to GND, range 0 – 10Hz
Power Outputs (per card)	12Volt switched power output for 3rd party sensor power



Don't need to measure Flow? use the HydroMace 3000

- Integrated solution - includes logger, solar regulator and battery all in one weather proof enclosure.
- Powerful easy to use Windows software for painless configuration
- Supports up to 5 Input / Output (IO) cards
- Easily installed into existing HydroMace 2000 sites

CT Platon
INSTRUMENTATION

CT PLATON SAS
Immeuble Le Saint Clair
BP 70-213
42013 Saint Etienne Cédex 2
France
Tel : +33(0)477 410 688
Fax : +33(0)477 570 421
Email: sales@ctplaton.com
Web : www.ctplaton.com